



EMAIL MIGRATION PROCESS

FOR

A Passion to Perform.

Deutsche Bank



Document Information

Author: Paul Deadman [Longfield]
Reviewer: Keith Adley [Longfield], Richard Hard [DB]
Issue Date: 4/6/09
Version: V1.0
Location: C:\Documents and Settings\pdeadman\My Documents\DB\DB_CommonDataMigrationModel.docx
Framework: Mail Migration

Change Control

Version	Description of change	Author	Date
V1.0	Created	Paul Deadman	5/6/09

Table of Contents

Management Summary	4
Throughput summary	4
PROCESS MODEL	5
Pre Migration Data Split	5
Migration Model	5
Data Throughput	6
Replication Model	6
Data Throughput	6
Archive Model	7
Overall Physical Model - LEGO	7

MANAGEMENT SUMMARY

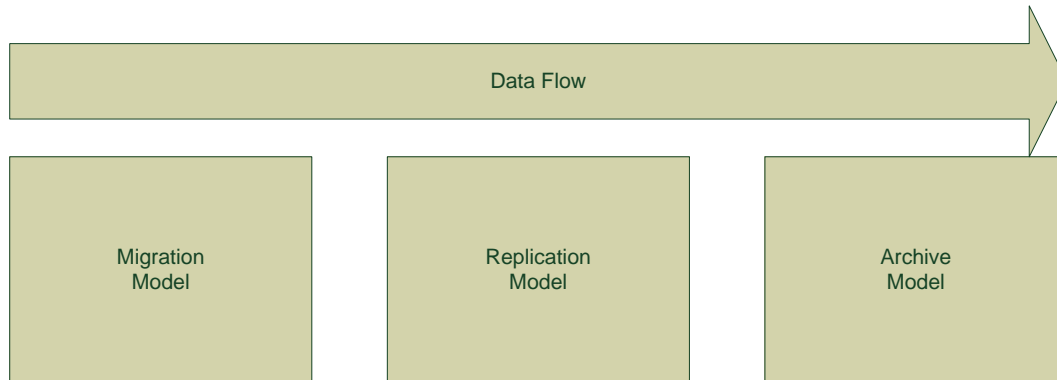
This document describes the common email migration process that will be used by Longfield Ltd to load email data into the Domino environment. The process includes a model to allow a summary of sizing and timescales to be estimated.

Throughput summary

	Per Workstation	Per Day based on Expected Configuration
Source Extract	60GB	60GB (ESTIMATE)
Migration	14GB	42GB (ESTIMATE)
Replication	14GB	42GB (ESTIMATE)
Archive	N/A	20GB MON-FRI 50GB SAT-SUN

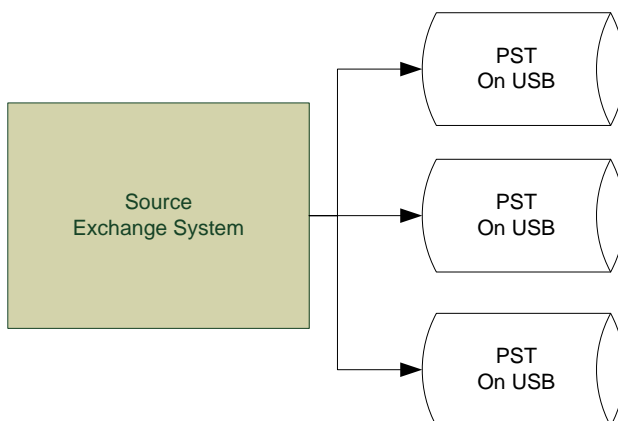
PROCESS MODEL

Note: This model uses a 'Day' to be 8 hours.



Pre Migration Data Split

To speed the initial configuration of the migration workstations, the data when extracted from the source system will be split across 3 USB hard disks, if the total is greater than 60GB.



RATE	CONFIGURATION	ESTIMATE or ACTUAL
60GB per Day per Workstation	WORKSTATION PST TO USB HARDDISK	ESTIMATE (in process of asking Dresdner)

Migration Model



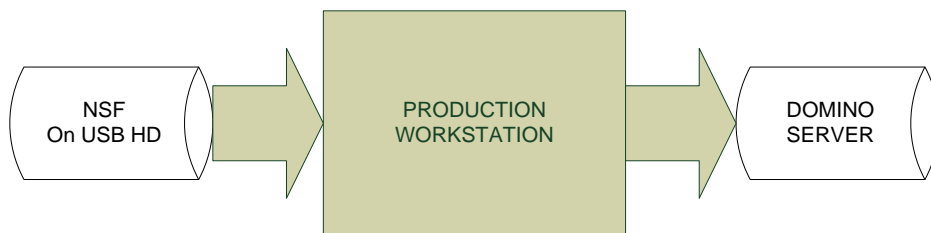
To allow a flexible approach to mail file migration, data will be migrated to standalone NSF files.

Data Throughput

It is expected that at least 7GB /day/workstation can be achieved, based on the recent work on the Cardales migration.

RATE	CONFIGURATION	ESTIMATE or ACTUAL
7GB per Day per Workstation	EXCHANGE TO DOMINO SERVER	ACTUAL
14GB per Day per Workstation	PST TO NSF File	ESTIMATE (Will be tested on 5 th June 09)

Replication Model



There are two limiting factors: (a) workstation network bandwidth which is understood to be 10Mbits/Sec in the DB office and (b) the Domino Server.

Data Throughput

RATE	CONSTRAINT	ESTIMATE or ACTUAL
14GB per Day per Workstation	NETWORK of 10Mbits/sec	ESTIMATE
Unknown	Domino Server	ESTIMATE

Archive Model

Archiving will be into the DB Axs-One system, and completed by the email operations team. Ingestion will be initially completed via a separate configuration from the rest of the DB users and will be managed through its own mail holder.



RATE	CONSTRAINT	ESTIMATE or ACTUAL
20GB / night	MONDAY NIGHT-FRIDAY NIGHT	ACTUAL
50 GB / night	SATURDAY – SUNDAY	ACTUAL

Completion of the archive process will be monitored by Longfield’s and DB email operations, through visual inspection of the live mailbox and seeing the mail being shortcut.

Overall Physical Model - LEGO

